


Pre-Game



*Presented by:
Joe Spagnolo, IHSA Basketball Clinician
Fall, 2021*

Follow Your Abbreviations



DID = Disrupt, Impede, Displace

RSBQ = Rhythm, Speed, Balance, Quickness

FOM = Freedom of Movement

Be Approachable



Be friendly but business-like to participants.

Be a responder but not an initiator.

Follow the Three C's



Communication

Consistency

Concentration

Double Whistles



Stay Away from Blarges.

Know how we are going to handle these situations before they happen.

Establish a Pivot Foot on Every Catch



On every pass, whether it is a throw-in, or pass from a teammate, or a recovery from an opponent, we must identify the pivot foot.

Fouls: Call the Obvious



**We should have a perfect score on the easy plays,
when we call the obvious fouls.**

Guarding: Live by the LQP



Legal Guarding Position is established by the defender when he/she has two feet inbounds while facing their opponent.

Players will maintain their Legal Guarding Position by moving upward, backward or obliquely.

Heightened Awareness Situations




Be overly-aware in these situations:

Dead Ball Situations

Coaches Calling Time-Outs

End of Period Situations

Incidental Contact is Not A Foul



There are three types of contact:

Incidental – where no foul is called;

Marginal – where a foul could be called; and

Contact that warrants a foul.

Let all plays develop before making a decision.

Start-Development-Finish

Some Jump Stops Are Legal



Players can jump off one foot and land on two feet to perform a legal jump stop.

Know the Situation; Bonus, Clock



Know the status of all “outside the rectangle” situations.

Are we in the bonus or double bonus?

Is the clock running when it should and is the clock not running when it shouldn't?

Let The Game Come To You



Don't go out looking for trouble.

Let the game evolve and rule accordingly.

Mechanics Are Important



Proper mechanics tell the story. Make sure all participants and other interested parties can follow the story.

Do it right – right from the start.

Never Call Something You Can't Administer



If you aren't 100% sure. Ask for help.

If you can't get help. It's gonna be a long night.

Know the rules and the proper penalty administration. There's no excuse for not knowing.

Officiate The Defense



If you know whether the defender has Legal Guarding Position, your call success rate will positively increase.

Knowing where the defender was and his/her status is the key to calling block/charge plays.

Take Ownership of your Primary



**Be Perfect inside your Primary Coverage Area.
Take ownership of this spot on the court.**


Make Calls of Quality



Avoid “head-scratchers” by making sure that all of your whistles are calls of quality.

Calls that are made for the good of the game are the ones that you want to make.

Rebounds: Close Down On All Shots



Everytime a shot goes up, the outside officials need to close down.

Get closer as the trail and center on every shot attempt, including free throws.

As the pack of players get closer to the basket, you need to get closer too.

Know the Status of Every Situation



Know whether there is frontcourt or backcourt, inbounds or out of bounds, two-point or three-point, live ball or dead ball status before the next action takes place.

Understand when team control starts and the three things that makes it end: A shot attempt, Control by the opponent, or a foul or violation by the offense.

Take Your Time Whenever You Can



**Take Your Time before inbounding the ball.
Count the players. Look for five-on-five.**

**Take Your Time before administering a Free Throw.
Are players lined up correctly?**

Take your time leaving the scene of the crime.

Take your time at the Scorer's Table.

Unsporting Acts Must Be Penalized



Sportsmanship is a mandatory fundamental of the game.

We, as officials, are Guardians of the Game, and must uphold the integrity of the rules of the sport.

Do not allow offenders who refuse to play by the rules to go unpenalized.

Verticality Works for Offense & Defense



Players who have established a legal spot on the floor have the right to that spot all the way upward.

Both the offense and defensive players must adhere to the principle of verticality.

Have A Patient Whistle



Let plays develop to their completion.

Every play has a start, a developmental phase, and a finish. Make sure we get to the finish before making a final decision.

“X” Marks The Spot: Substitutions



Pay attention to substitutes at the Scorer's table.

Check for potential subs before every free throw, throw-in and after a foul has been called.

Make sure that substitutes are legal and ready to play before beckoning them on the floor.

You Can Be A Great Helper



You can be a great help to your partner.

If you have information, share it.

The ultimate goal is to get it right.

You don't need an invitation to share information.

But You Can't Help If You Are In Another Zip Code



You can't help your partner or the game if you aren't where you should be.

Make it a habit of getting to the correct spots on the floor to start.

And don't remain stagnant when you get there.

