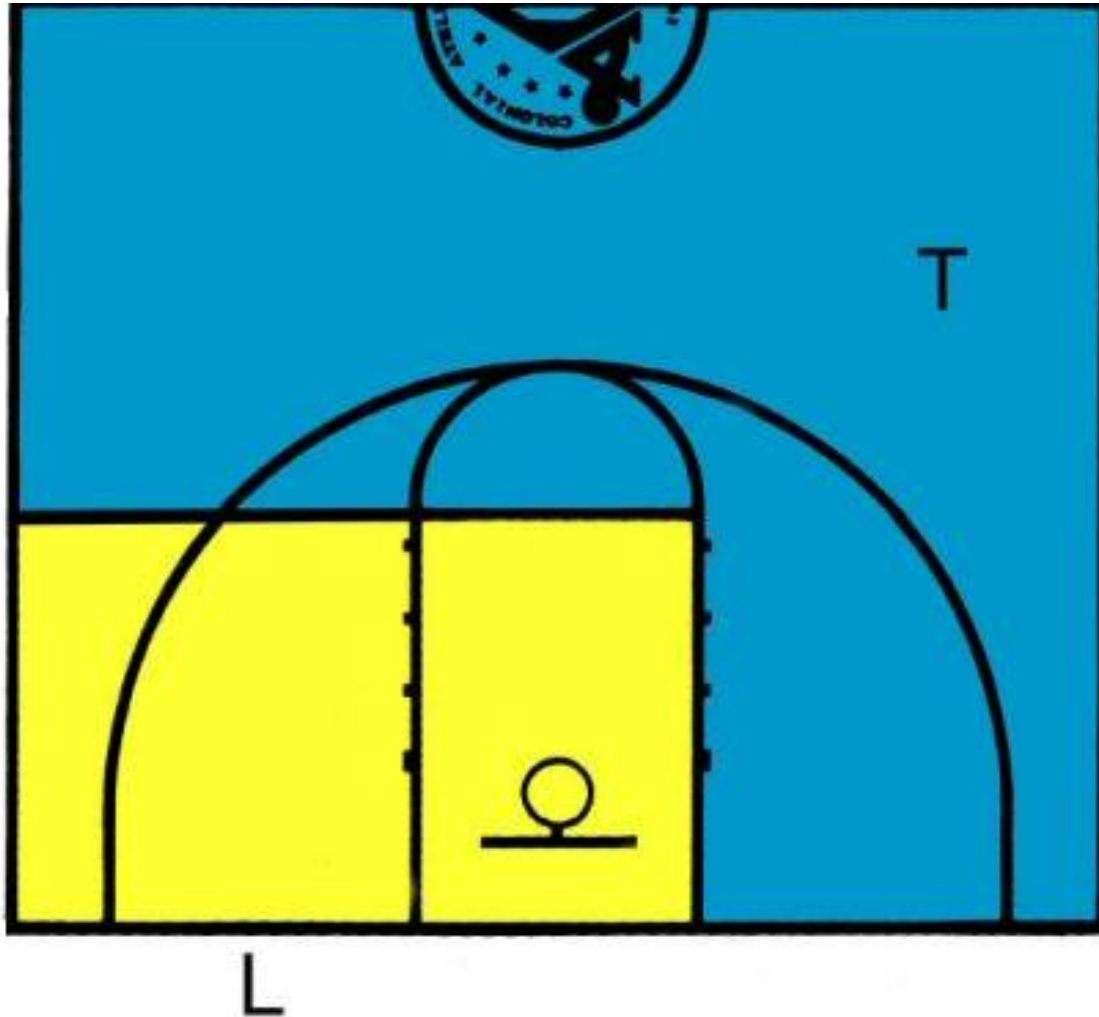


# Best Practices for Two-Person Mechanics



*Presented by:  
Joe Spagnolo, IHSA Clinician  
November, 2018*

# Primary Coverage Areas



# First Things First: Legal Guarding Position



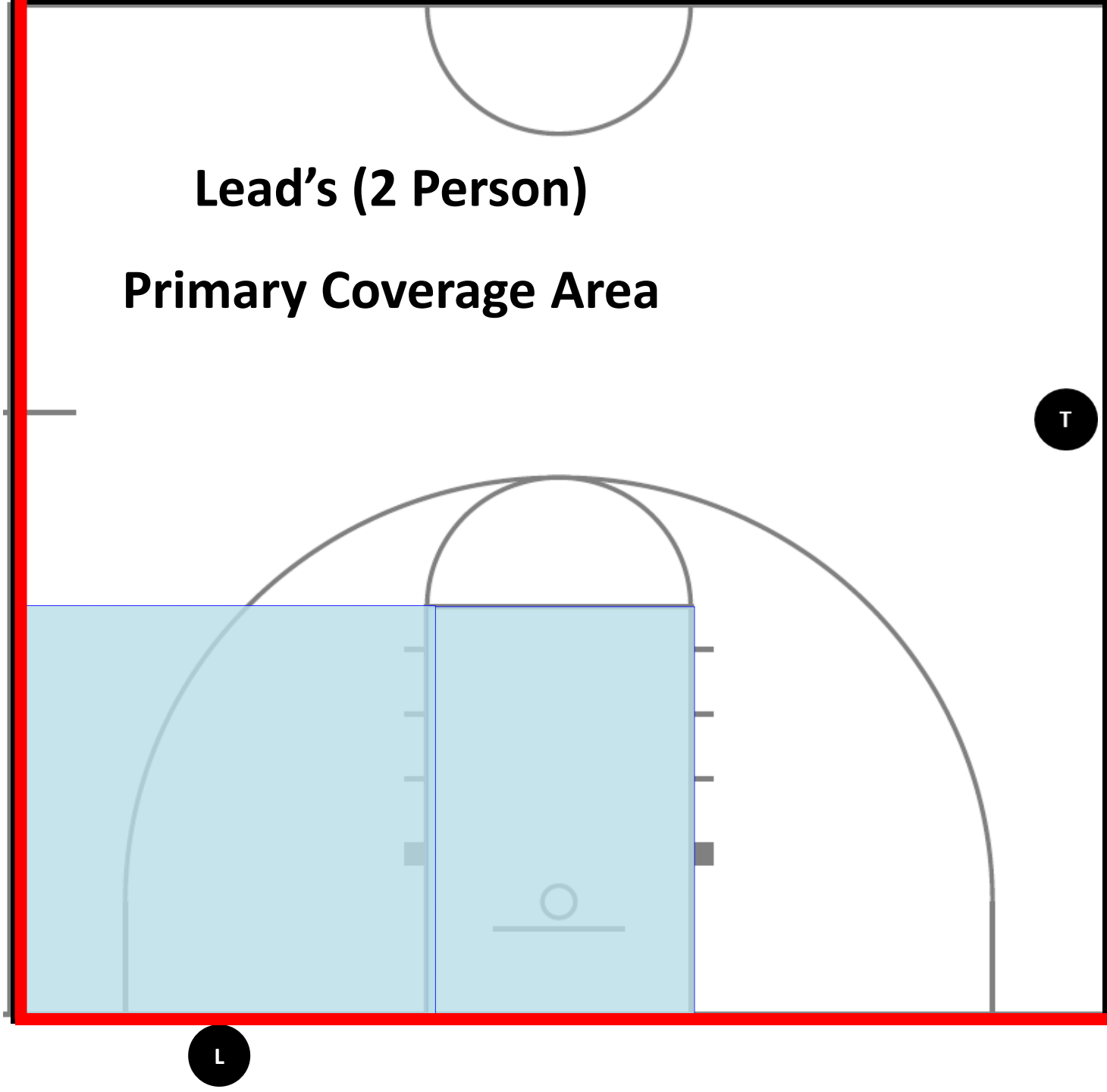
**Two feet on the floor inbounds, facing the opponent**

# Officiating the Lead Position



**Lead's (2 Person)**

**Primary Coverage Area**



# What to Look for when working the Lead Position



- Legal Guarding Position of defenders in your Primary Coverage Area. *Are they legal?*
- Contact on the players in your primary coverage area. *Automatics, RSQB, FOM?*
- Displacement of rebounders on missed shots. *Pushing, holding and being backing out?*
- Verticality on players who are right in front of you.

# Best Practices for Officiating the Lead Position

- Do not be stagnant when on the end line.
- Movement is lateral but not closing down.
- On shot attempts keep a wide perspective.
- Closer is not better.
- Field of vision cannot decrease.
- Stay back and trust your vision.



# Best Practices for Officiating the Lead Position

- Displacement in rebounding is a foul.
- Verticality rules apply in rebounding.
- “On their back” is a no-call if players are vertical.
- Lead lends support in pressing situations – never turn you back on the play.



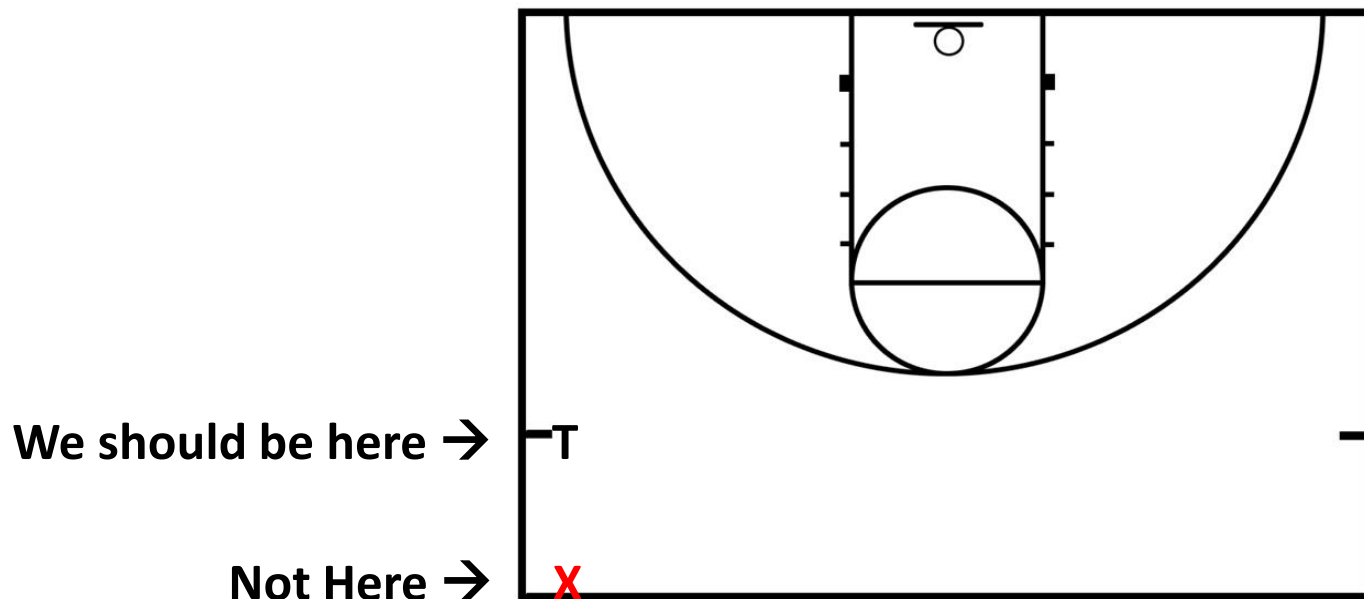


# Officiating the Trail Position

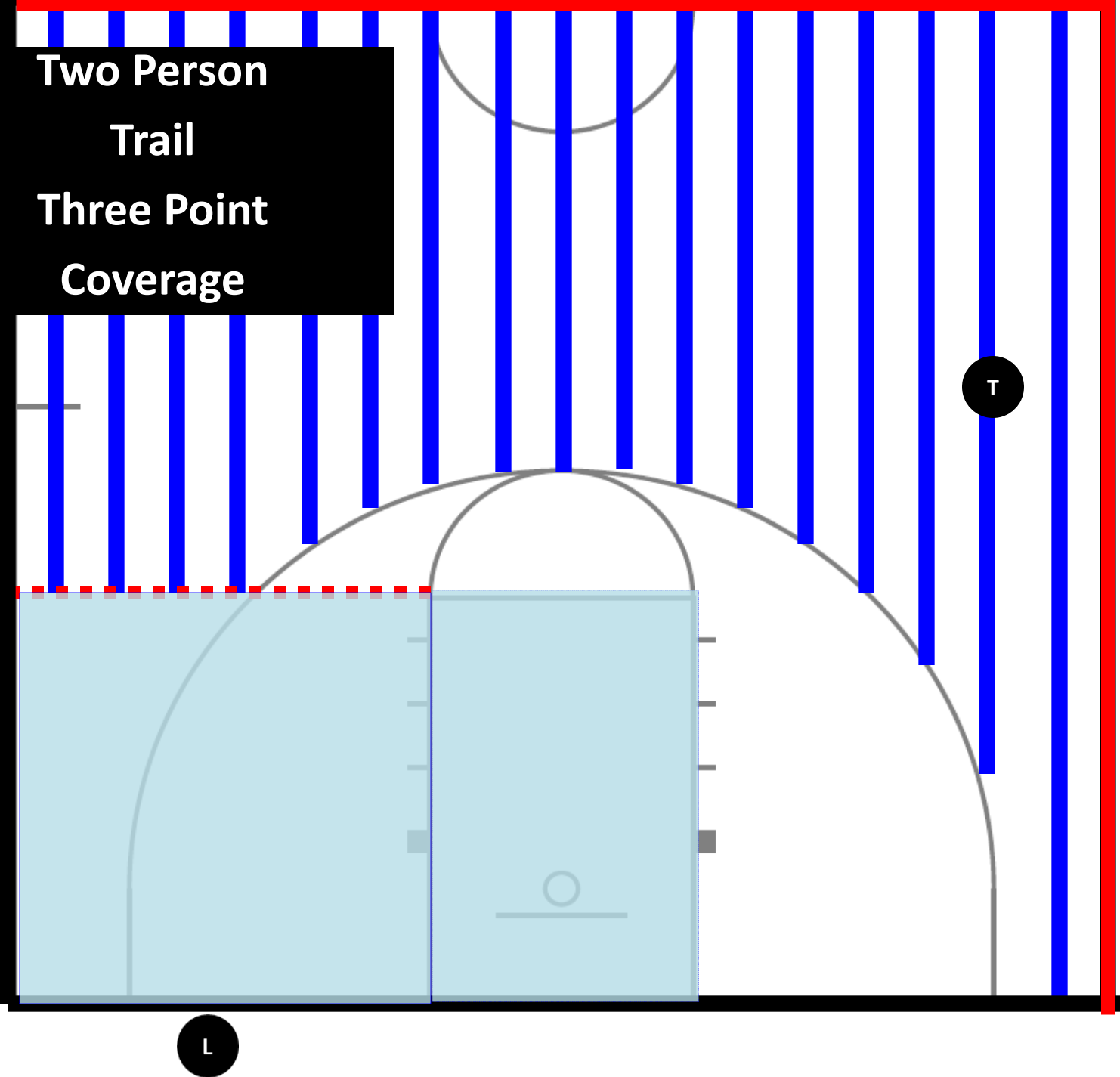


# Best Practices for Officiating the Trail Position

Home base is the end of the Coach's Box – the 28 foot line on the court. We are always incorrectly hugging the half court line.



**Two Person  
Trail  
Three Point  
Coverage**



# What to Look for when working the Trail Position



- Legal Guarding Position of defenders in your Primary Coverage Area. *Are they legal?*
- The interval between the dribbler and the defender. *Can you see this space?*
- The pivot foot of the catcher or dribbler.
- An airborne shooter returning to the floor.
- Verticality of players in front of you.
- Plays above the rim.

# Best Practices for Officiating the Trail Position

- **Officiate where the action is.**
- **When the ball leaves your half of the court, you must get closer.**
- **Don't move your head, move your body.**
- **Avoid Long Distance Officiating.**
- **Take ownership of your call. After blowing your whistle, move towards players and into the area of action.**



# Best Practices for Officiating the Trail Position

- **Think that every shot will be missed.**
- **Close down on every shot attempt.**
- **Outside officials have primary rebounding responsibilities.**
- **We should officiate the current play to completion before worrying about the next play.**



# Questions ????

